

















ILLUSTRATION	DESCRIPTION	Wood type	Height mm	Pieces per box	€ per box	€/1000 wedges	Quantity Discounts:								Code		
							Q.ty	%	Q.ty	%	Q.ty	%	Q.ty	%			
 	<p>Original Wedges Minigraf "Power Twist"</p> <p>Fit into all models of Alfamacchine underpinners.</p> <p>Minigraf "Power Twist" wedges have the mechanical traction that is the secret of the high quality joint.</p> <p>The test boxes contain a bar of wedges (200 roughly) for each height.</p>	soft and medium wood	5	5.000	13,70	2,74	5	10%	10	15%	20	20%	40	22%	MG5		
			7	4.000	11,00	2,75	5	10%	10	15%	20	20%	40	22%	MG7		
			10	3.000	8,60	2,87	5	10%	10	15%	20	20%	40	22%	MG10		
			12	3.000	10,20	3,40	5	10%	10	15%	20	20%	40	22%	MG12		
			15	2.000	7,10	3,55	5	10%	10	15%	20	20%	40	22%	MG15		
		hard wood	Test	1.000	5,20	5,20	3	10%	10	15%					MG66		
			5	5.000	13,70	2,74	5	10%	10	15%	20	20%	40	22%	MGR5		
			7	4.000	11,00	2,75	5	10%	10	15%	20	20%	40	22%	MGR7		
			10	3.000	8,60	2,87	5	10%	10	15%	20	20%	40	22%	MGR10		
			12	3.000	10,20	3,40	5	10%	10	15%	20	20%	40	22%	MGR12		
		very hard wood and MDF	15	2.000	7,10	3,55	5	10%	10	15%	20	20%	40	22%	MGR15		
			Test	1.000	5,20	5,20	3	10%	10	15%					MGR66		
			7	3.200	10,30	3,22	5	10%	10	15%	20	20%	40	22%	MG7M		
			10	2.400	8,20	3,42	5	10%	10	15%	20	20%	40	22%	MG10M		
			12	2.400	9,90	4,13	5	10%	10	15%	20	20%	40	22%	MG12M		
 	<p>Wedges for Minigraf underpinners</p> <p>Jumbo Box: 8000 wedges</p> <p>Fit into all models of Alfamacchine underpinners.</p> <p>The cheap price is due to the fact they are produced in China.</p> <p>The test boxes contain a bar of wedges (200 roughly) for each height.</p>	soft wood	7	8.000	17,50	2,19	5	10%	13	15%	26	20%	52	22%	MGS7		
			10	8.000	19,50	2,44	4	10%	10	15%	20	20%	40	22%	MGS10		
			12	8.000	22,00	2,75	3	10%	9	15%	18	20%	36	22%	MGS12		
			15	8.000	25,00	3,13	3	10%	7	15%	14	20%	28	22%	MGS15		
			Test	800	4,50	5,62	3	10%	10	15%					MGS66		
		hard wood	7	8.000	17,50	2,19	5	10%	13	15%	26	20%	52	22%	MGH7		
			10	8.000	19,50	2,44	4	10%	10	15%	20	20%	40	22%	MGH10		
			12	8.000	22,00	2,75	3	10%	9	15%	18	20%	36	22%	MGH12		
			15	8.000	25,00	3,13	3	10%	7	15%	14	20%	28	22%	MGH15		
			Test	800	4,50	5,62	3	10%	10	15%					MGH66		
		 	<p>Wedges for Joint underpinners by Pilm</p> <p>The test boxes contain a bar of wedges (200 roughly) for each height for a total of 800 wedges.</p>	soft and medium wood	7	4.000	10,00	2,50	5	10%	10	15%	24	20%	48	22%	1897
					10	3.000	8,30	2,77	5	10%	10	15%	24	20%	48	22%	18910
					12	3.000	9,40	3,13	5	10%	10	15%	24	20%	48	22%	18912
					15	2.000	7,00	3,50	5	10%	10	15%	24	20%	48	22%	18915
					Test	800	4,50	5,62	3	10%	10	15%					18966
hard wood	7			4.000	12,00	3,00	5	10%	10	15%	24	20%	48	22%	1907		
	10			3.000	9,80	3,27	5	10%	10	15%	24	20%	48	22%	19010		
	12			3.000	11,80	3,93	5	10%	10	15%	24	20%	48	22%	19012		
	15			2.000	8,40	4,20	5	10%	10	15%	24	20%	48	22%	19015		
	Test			800	5,10	6,38	3	10%	10	15%					19066		
soft and hard wood	7			4.000	12,50	3,13	5	10%	10	15%	24	20%	48	22%	1907D		
	10			3.000	10,00	3,33	5	10%	10	15%	24	20%	48	22%	19010D		
	12			3.000	12,20	4,07	5	10%	10	15%	24	20%	48	22%	19012D		
	15			2.000	8,60	4,30	5	10%	10	15%	24	20%	48	22%	19015D		
	Test			800	4,80	6,00	3	10%	10	15%					19066D		
 	<p>Universal Wedges (Type 10,3)</p> <p>Fit into all Framers Corner's underpinners, Euro, Pistorius, Morso, Taurus, Molgra, Orteguil. If you are not sure the universal wedges will work on your underpinner, you can order a trial box.</p> <p>The test boxes FUD66 for soft wood and FUH66 for hard wood contain a bar of wedges (200 roughly) for each height for a total of about 1000 wedges.</p>	soft wood	7	8.000	17,50	2,19	4	10%	13	15%	26	20%	52	22%	FUD7		
			10	8.000	19,50	2,44	3	10%	10	15%	20	20%	40	22%	FUD10		
			12	8.000	22,00	2,75	3	10%	9	15%	18	20%	36	22%	FUD12		
			15	8.000	25,00	3,13	3	10%	7	15%	14	20%	28	22%	FUD15		
			Test	800	4,90	4,90	3	10%	10	15%					FUD66		
		hard wood	7	8.000	17,50	2,19	4	10%	13	15%	26	20%	52	22%	FUH7		
			10	8.000	19,50	2,44	3	10%	10	15%	20	20%	40	22%	FUH10		
			12	8.000	22,00	2,75	3	10%	9	15%	18	20%	36	22%	FUH12		
			15	8.000	25,00	3,13	3	10%	7	15%	14	20%	28	22%	FUH15		
			Test	800	4,80	6,00	3	10%	10	15%					FUH66		
		 	<p>Wedges for Brevetti Motta underpinners</p> <p>Manufactured by Gielle.</p> <p>The test boxes contain a bar of wedges (200 roughly) for each height.</p>	soft and hard wood	6	6.000	17,50	2,92	5	10%	10	15%	20	20%			FB6
					8	5.000	14,50	2,90	5	10%	10	15%	20	20%			FB8
					10	3.500	10,80	3,09	5	10%	10	15%	20	20%			FB10
					12	3.500	11,30	3,23	5	10%	10	15%	20	20%			FB12
					14	2.500	8,30	3,32	5	10%	10	15%	20	20%			FB14
Test	1.000				4,50	4,50	3	10%	10	15%					FB66		
 	<p>Wedges for Gielle underpinners</p> <p>Manufactured by Gielle.</p> <p>Fit into all models of Gielle underpinners.</p> <p>The test boxes contain a bar of wedges (200 roughly) for each height.</p>	soft and hard wood	5	5.000	13,50	2,60	5	10%	10	15%	20	20%	40	22%	FLX5		
			7	5.000	13,80	2,76	5	10%	10	15%	20	20%	40	22%	FLX7		
			10	3.000	8,30	2,77	5	10%	10	15%	20	20%	40	22%	FLX10		
			12	3.000	8,40	2,80	5	10%	10	15%	20	20%	40	22%	FLX12		
			15	2.000	5,70	2,85	5	10%	10	15%	20	20%	40	22%	FLX15		
			Test	1.000	4,60	4,60	3	10%	10	15%					FLX66		
 	<p>Wedges for Freccia 2000 underpinner</p> <p>Manufactured by Gielle.</p> <p>Fit only into Freccia 2000 underpinner, manufactured by Gielle.</p> <p>The test boxes contain a bar of wedges (200 roughly) for each height.</p>	soft and hard wood	7	5.000	14,50	2,90	5	10%	10	15%	20	20%	40	22%	FL7		
			10	3.000	9,80	3,26	5	10%	10	15%	20	20%	40	22%	FL10		
			12	3.000	10,40	3,46	5	10%	10	15%	20	20%	40	22%	FL12		
			15	2.000	7,00	3,50	5	10%	10	15%	20	20%	40	22%	FL15		
			Test	800	4,20	5,25	3	10%	10	15%					FL66		
 	<p>Wedges matchable for Cassese underpinners</p> <p>They are made to fit into all models of Cassese underpinners. Colour coded for easy size selection.</p> <p>Each cartridge contains 280 wedges.</p> <p>If you take wedges off their cartridge, they become universal wedges and you can fit them into many underpinners.</p>	soft wood	5	280	1,15	4,11	5	20%	20	24%	40	30%	120	35%	RN5		
			7	280	1,15	4,11	5	20%	20	24%	40	30%	120	35%	RN7		
			10	280	1,20	4,29	5	20%	20	24%	40	30%	120	35%	RN10		
			12	280	1,35	4,82	5	20%	20	24%	40	30%	120	35%	RN12		
			15	280	1,45	5,18	5	20%	20	24%	40	30%	120	35%	RN15		
		hard wood	7	280	1,15	4,11	5	20%	20	24%	40	30%	120	35%	RNH7		
			10	280	1,20	4,29	5	20%	20	24%	40	30%	120	35%	RNH10		
			12	280	1,35	4,82	5	20%	20	24%	40	30%	120	35%	RNH12		
			15	280	1,45	5,18	5	20%	20	24%	40	30%	120	35%	RNH15		