









| ILLUSTRATION  | DESCRIPTION   | Wood type              | Height mm | Pieces per box | € per box | €/1000 wedges | Quantity Discounts: |     |      |     |      |     |       |       | Code  |       |       |
|---|---|------------------------|-----------|----------------|-----------|---------------|---------------------|-----|------|-----|------|-----|-------|-------|-------|-------|-------|
|   |   |                        |           |                |           |               | Q.ty                | %   | Q.ty | %   | Q.ty | %   | Q.ty  | %     |       |       |       |
|    | <p><b>Original Wedges Minigraf "Power Twist"</b></p> <p>Fit into all models of Alfamacchine underpinners.</p> <p>Minigraf "Power Twist" wedges have the mechanical traction that is the secret of the high quality join.</p> <p>The test boxes contain a bar of wedges (200 roughly) for each height.</p>   | soft and medium wood   | 5         | 5.000          | 13,70     | 2,74          | 5                   | 10% | 10   | 15% | 20   | 20% | 40    | 22%   | MG5   |       |       |
|   |   |                        | 7         | 4.000          | 11,00     | 2,75          | 5                   | 10% | 10   | 15% | 20   | 20% | 40    | 22%   | MG7   |       |       |
|   |   |                        | 10        | 3.000          | 8,60      | 2,87          | 5                   | 10% | 10   | 15% | 20   | 20% | 40    | 22%   | MG10  |       |       |
|   |   |                        | 12        | 3.000          | 10,20     | 3,40          | 5                   | 10% | 10   | 15% | 20   | 20% | 40    | 22%   | MG12  |       |       |
|   |   |                        | 15        | 2.000          | 7,10      | 3,55          | 5                   | 10% | 10   | 15% | 20   | 20% | 40    | 22%   | MG15  |       |       |
|   |   |                        | Test      | 1.000          | 5,20      | 5,20          | 3                   | 10% | 10   | 15% |      |     |       |       |       | MG66  |       |
|   |   | hard wood              | 5         | 5.000          | 13,70     | 2,74          | 5                   | 10% | 10   | 15% | 20   | 20% | 40    | 22%   | MGR5  |       |       |
|   |   |                        | 7         | 4.000          | 11,00     | 2,75          | 5                   | 10% | 10   | 15% | 20   | 20% | 40    | 22%   | MGR7  |       |       |
|   |   |                        | 10        | 3.000          | 8,60      | 2,87          | 5                   | 10% | 10   | 15% | 20   | 20% | 40    | 22%   | MGR10 |       |       |
|   |   |                        | 12        | 3.000          | 10,20     | 3,40          | 5                   | 10% | 10   | 15% | 20   | 20% | 40    | 22%   | MGR12 |       |       |
|   |   |                        | 15        | 2.000          | 7,10      | 3,55          | 5                   | 10% | 10   | 15% | 20   | 20% | 40    | 22%   | MGR15 |       |       |
|   |   |                        | Test      | 1.000          | 5,20      | 5,20          | 3                   | 10% | 10   | 15% |      |     |       |       |       | MGR66 |       |
|   |   | very hard wood and MDF | 7         | 3.200          | 10,30     | 3,22          | 5                   | 10% | 10   | 15% | 20   | 20% | 40    | 22%   | MG7M  |       |       |
|   |   |                        | 10        | 2.400          | 8,20      | 3,42          | 5                   | 10% | 10   | 15% | 20   | 20% | 40    | 22%   | MG10M |       |       |
|   |   |                        | 12        | 2.400          | 9,90      | 4,13          | 5                   | 10% | 10   | 15% | 20   | 20% | 40    | 22%   | MG12M |       |       |
| 15  | 1.600   |                        | 6,90      | 4,31           | 5         | 10%           | 10                  | 15% | 20   | 20% | 40   | 22% | MG15M |       |       |       |       |
| Test  | 800   |                        | 5,20      | 6,50           | 3         | 10%           | 10                  | 15% |      |     |      |     |       | MGM66 |       |       |       |
|     | <p><b>Wedges for Minigraf underpinners</b></p> <p>Jumbo Box: 8000 wedges</p> <p>Fit into all models of Alfamacchine underpinners.</p> <p>The cheap price is due to the fact they are produced in China.</p> <p>The test boxes contain a bar of wedges (200 roughly) for each height.</p>  | soft wood              | 7         | 8.000          | 17,50     | 2,19          | 5                   | 10% | 13   | 15% | 26   | 20% | 52    | 22%   | MGS7  |       |       |
|   |   |                        | 10        | 8.000          | 19,50     | 2,44          | 4                   | 10% | 10   | 15% | 20   | 20% | 40    | 22%   | 40    | 22%   | MGS10 |
|   |   |                        | 12        | 8.000          | 22,00     | 2,75          | 3                   | 10% | 9    | 15% | 18   | 20% | 36    | 22%   | 36    | 22%   | MGS12 |
|   |   |                        | 15        | 8.000          | 25,00     | 3,13          | 3                   | 10% | 7    | 15% | 14   | 20% | 28    | 22%   | 28    | 22%   | MGS15 |
|   |   |                        | Test      | 800            | 4,50      | 5,62          | 3                   | 10% | 10   | 15% |      |     |       |       |       |       | MGS66 |
|   |   | hard wood              | 7         | 8.000          | 17,50     | 2,19          | 5                   | 10% | 13   | 15% | 26   | 20% | 52    | 22%   | 52    | 22%   | MGH7  |
|   |   |                        | 10        | 8.000          | 19,50     | 2,44          | 4                   | 10% | 10   | 15% | 20   | 20% | 40    | 22%   | 40    | 22%   | MGH10 |
|   |   |                        | 12        | 8.000          | 22,00     | 2,75          | 3                   | 10% | 9    | 15% | 18   | 20% | 36    | 22%   | 36    | 22%   | MGH12 |
|   |   |                        | 15        | 8.000          | 25,00     | 3,13          | 3                   | 10% | 7    | 15% | 14   | 20% | 28    | 22%   | 28    | 22%   | MGH15 |
|   |   |                        | Test      | 800            | 4,50      | 5,62          | 3                   | 10% | 10   | 15% |      |     |       |       |       |       | MGH66 |
|   | <p><b>Wedges for Joint underpinners by Pilm</b></p> <p>Produced in hardened-iron (Fe60), suitable for soft and medium wood.</p> <p>The test boxes contain a bar of wedges (200 roughly) for each height for a total of 800 wedges.</p>  | soft and medium wood   | 7         | 4.000          | 10,00     | 2,50          | 5                   | 10% | 10   | 15% | 24   | 20% | 48    | 22%   | 1897  |       |       |
|   |   |                        | 10        | 3.000          | 8,30      | 2,77          | 5                   | 10% | 10   | 15% | 24   | 20% | 48    | 22%   | 48    | 22%   | 18910 |
|   |   |                        | 12        | 3.000          | 9,40      | 3,13          | 5                   | 10% | 10   | 15% | 24   | 20% | 48    | 22%   | 48    | 22%   | 18912 |
|   |   |                        | 15        | 2.000          | 7,00      | 3,50          | 5                   | 10% | 10   | 15% | 24   | 20% | 48    | 22%   | 48    | 22%   | 18915 |
|   |   |                        | Test      | 800            | 4,50      | 5,62          | 3                   | 10% | 10   | 15% |      |     |       |       |       |       | 18966 |
|   | <p><b>Universal Wedges (Type 10,3)</b></p> <p>Fit into all Framers Corner's underpinners, Euro, Pistorius, Morso, Taurus, Molgra, Orteguit.</p> <p>If you are not sure the universal wedges will work on your underpinner, you can order a trial box.</p> <p>The test boxes FUD66 for soft wood and FUH66 for hard wood contain a bar of wedges (200 roughly) for each height for a total of about 1000 wedges.</p> | soft wood              | 7         | 8.000          | 17,50     | 2,19          | 4                   | 10% | 13   | 15% | 26   | 20% | 52    | 22%   | FUD7  |       |       |
|   |   |                        | 10        | 8.000          | 19,50     | 2,44          | 3                   | 10% | 10   | 15% | 20   | 20% | 40    | 22%   | 40    | 22%   | FUD10 |
|   |   |                        | 12        | 8.000          | 22,00     | 2,75          | 3                   | 10% | 9    | 15% | 18   | 20% | 36    | 22%   | 36    | 22%   | FUD12 |
|   |   |                        | 15        | 8.000          | 25,00     | 3,13          | 3                   | 10% | 7    | 15% | 14   | 20% | 28    | 22%   | 28    | 22%   | FUD15 |
|   |   |                        | Test      | 800            | 4,90      | 4,90          | 3                   | 10% | 10   | 15% |      |     |       |       |       |       | FUD66 |
|   |   | hard wood              | 7         | 8.000          | 17,50     | 2,19          | 4                   | 10% | 13   | 15% | 26   | 20% | 52    | 22%   | 52    | 22%   | FUH7  |
|   |   |                        | 10        | 8.000          | 19,50     | 2,44          | 3                   | 10% | 10   | 15% | 20   | 20% | 40    | 22%   | 40    | 22%   | FUH10 |
|   |   |                        | 12        | 8.000          | 22,00     | 2,75          | 3                   | 10% | 9    | 15% | 18   | 20% | 36    | 22%   | 36    | 22%   | FUH12 |
|   |   |                        | 15        | 8.000          | 25,00     | 3,13          | 3                   | 10% | 7    | 15% | 14   | 20% | 28    | 22%   | 28    | 22%   | FUH15 |
|   |   |                        | Test      | 800            | 4,80      | 6,00          | 3                   | 10% | 10   | 15% |      |     |       |       |       |       | FUH66 |
|  | <p><b>Wedges for Brevetti Motta underpinners</b></p> <p>Manufactured by Gielle.</p> <p>The test boxes contain a bar of wedges (200 roughly) for each height.</p>  | soft and hard wood     | 6         | 6.000          | 17,50     | 2,92          | 5                   | 10% | 10   | 15% | 20   | 20% |       |       | FB6   |       |       |
|   |   |                        | 8         | 5.000          | 14,50     | 2,90          | 5                   | 10% | 10   | 15% | 20   | 20% |       |       |       |       | FB8   |
|   |   |                        | 10        | 3.500          | 10,80     | 3,09          | 5                   | 10% | 10   | 15% | 20   | 20% |       |       |       |       | FB10  |
|   |   |                        | 12        | 3.500          | 11,30     | 3,23          | 5                   | 10% | 10   | 15% | 20   | 20% |       |       |       |       | FB12  |
|   |   |                        | 14        | 2.500          | 8,30      | 3,32          | 5                   | 10% | 10   | 15% | 20   | 20% |       |       |       |       | FB14  |
|   |   |                        | Test      | 1.000          | 4,50      | 4,50          | 3                   | 10% | 10   | 15% |      |     |       |       |       |       | FB66  |
|  | <p><b>Wedges for Gielle underpinners</b></p> <p>Manufactured by Gielle.</p> <p>Fit into all models of Gielle underpinners.</p> <p>The test boxes contain a bar of wedges (200 roughly) for each height.</p>   | soft and hard wood     | 5         | 5.000          | 13,50     | 2,60          | 5                   | 10% | 10   | 15% | 20   | 20% | 40    | 22%   | FLX5  |       |       |
|   |   |                        | 7         | 5.000          | 13,80     | 2,76          | 5                   | 10% | 10   | 15% | 20   | 20% | 40    | 22%   | 40    | 22%   | FLX7  |
|   |   |                        | 10        | 3.000          | 8,30      | 2,77          | 5                   | 10% | 10   | 15% | 20   | 20% | 40    | 22%   | 40    | 22%   | FLX10 |
|   |   |                        | 12        | 3.000          | 8,40      | 2,80          | 5                   | 10% | 10   | 15% | 20   | 20% | 40    | 22%   | 40    | 22%   | FLX12 |
|   |   |                        | 15        | 2.000          | 5,70      | 2,85          | 5                   | 10% | 10   | 15% | 20   | 20% | 40    | 22%   | 40    | 22%   | FLX15 |
|   |   |                        | Test      | 1.000          | 4,60      | 4,60          | 3                   | 10% | 10   | 15% |      |     |       |       |       |       | FLX66 |
|  | <p><b>Wedges for Freccia 2000 underpinners</b></p> <p>Manufactured by Gielle.</p> <p>Fit into Freccia 2000 underpinners, manufactured by Gielle.</p> <p>The test boxes contain a bar of wedges (200 roughly) for each height.</p>   | soft and hard wood     | 7         | 5.000          | 14,50     | 2,90          | 5                   | 10% | 10   | 15% | 20   | 20% | 40    | 22%   | FL7   |       |       |
|   |   |                        | 10        | 3.000          | 9,80      | 3,26          | 5                   | 10% | 10   | 15% | 20   | 20% | 40    | 22%   | 40    | 22%   | FL10  |
|   |   |                        | 12        | 3.000          | 10,40     | 3,46          | 5                   | 10% | 10   | 15% | 20   | 20% | 40    | 22%   | 40    | 22%   | FL12  |
|   |   |                        | 15        | 2.000          | 7,00      | 3,50          | 5                   | 10% | 10   | 15% | 20   | 20% | 40    | 22%   | 40    | 22%   | FL15  |
|   |   |                        | Test      | 800            | 4,20      | 5,25          | 3                   | 10% | 10   | 15% |      |     |       |       |       |       | FL66  |
|   | <p><b>Wedges matchable for Cassese underpinners</b></p> <p>They are made to fit into all models of Cassese underpinners. Colour coded for easy size selection.</p> <p>Each cartridge contains 280 wedges.</p> <p>If you take wedges off their cartridge, they become universal wedges and you can fit them into many underpinners.</p>  | soft wood              | 5         | 280            | 1,15      | 4,11          | 5                   | 20% | 20   | 24% | 40   | 30% | 120   | 35%   | RN5   |       |       |
|   |   |                        | 7         | 280            | 1,15      | 4,11          | 5                   | 20% | 20   | 24% | 40   | 30% | 120   | 35%   | 120   | 35%   | RN7   |
|   |   |                        | 10        | 280            | 1,20      | 4,29          | 5                   | 20% | 20   | 24% | 40   | 30% | 120   | 35%   | 120   | 35%   | RN10  |
|   |   |                        | 12        | 280            | 1,35      | 4,82          | 5                   | 20% | 20   | 24% | 40   | 30% | 120   | 35%   | 120   | 35%   | RN12  |
|   |   |                        | 15        | 280            | 1,45      | 5,18          | 5                   | 20% | 20   | 24% | 40   | 30% | 120   | 35%   | 120   | 35%   | RN15  |
|   |   | hard wood              | 7         | 280            | 1,15      | 4,11          | 5                   | 20% | 20   | 24% | 40   | 30% | 120   | 35%   | 120   | 35%   | RNH7  |
|   |   |                        | 10        | 280            | 1,20      | 4,29          | 5                   | 20% | 20   | 24% | 40   | 30% | 120   | 35%   | 120   | 35%   | RNH10 |
|   |   |                        | 12        | 280            | 1,35      | 4,82          | 5                   | 20% | 20   | 24% | 40   | 30% | 120   | 35%   | 120   | 35%   | RNH12 |
|   |   |                        | 15        | 280            | 1,45      | 5,18          | 5                   | 20% | 20   | 24% | 40   | 30% | 120   | 35%   | 120   | 35%   | RNH15 |