















ILLUSTRATION	DESCRIPTION	PRICE	Discounts		CODE	
			Q.ty	%		
	Glue holder. Keeps the glue level constant. The long cap holds the brush while not in use and avoids the brush and the glue from drying up. You will find instructions in the box. The brush is not included in the price. Flat brushes used for gluing are on page 79.	Small (contains 400 gr glue)	5,50	3 10 20	8% 15% 18%	261P
		Medium (contains 900 gr glue)	8,20	per type		261M
	Steel band frame clamps. They allow you to clamp almost any shape of frame. Steel tensioning mechanism and steel banding. 3 models available.	For frames of a perimeter of 5 metres with 4 sides	43,00	3 10	5% 10%	754
		For frames of a perimeter of 7 metres with 4 sides	50,00	3 10	5% 10%	774
		For frames of a perimeter of 7 metres with 8 sides	53,00	3 10	5% 10%	778
	Protective masks. Protect the face while sawing or spraying varnish and other paints.	10 pieces pack	2,20	3	8%	MPD
		50 pieces pack	4,30	3	8%	MP
	Erasing-knife for decorators. Steel body. Retractable blade. 5 blades included.		6,70	3 10	8% 15%	248
		 Blades for erasing-knife	4,20	3	8%	248BD
			17,50	3	8%	248B
	Synthetic sponge 15x10,5x7 cm. Used to dampen the protective paper for the back of the frame so that the paper is properly stretched.		1,20	6 12	20% 25%	KS
		Plastique basin 23x17x10 cm with cover. Used to keep the sponge constantly wet. Can be used also as glue holder.	4,50	3	8%	KR
	Brush. Used for cleaning linen or velvet mountboards. Length 28 cm.		11,50	3	8%	245
	28 LED lamp with flexible arm, provided with electric wire and socket. The basis of the lamp is magnetic and can be fixed and removed very easily on any machine in the position where a higher lightening is required. Suitable for underpinners and mitring machines.		26,00			ML28
	Centering tool. Used to find the center of frames quickly and accurately in order to apply the hangers. Easy to use. Just place the two ends of the device onto the corners of the frame. A spring pushes the centering tool towards the frame. The adherence to the frame is helped by the articulated corners which are at the ends of the device. There is no need to mark the frame as the hanger can be applied directly either with hammer and nails or with a pneumatic air-gun stapler (see OMER 90.32 code 337 on page 44). Maximum frame side: 100 cm. Tutorial video on Rinaldin's website.		9,80	3 10 20	10% 20% 30%	223
		Centering tool for small frames. Maximum frame side: 40 cm.	6,00	3 10 20	10% 20% 30%	223M
	Mountboard square. This tool has two functions: 1) to mark the position with points or lines where the decorations will be applied 2) to draw the guide line for the internal cut of the mountboard. First function: For marking the position where the decorations will be applied, place the square on the corner of the internal opening and insert a pencil or a pin into one of the holes of the metric scale. Mark with points or lines the position for the decorations on the front side of the mountboard. Second function: For drawing the mountboard opening, insert the point of a pencil into one of the holes and draw a line going to the right or to the left. Repeat the operation on all 4 sides. Instead of the raised edge you can use the square support which is described below. Square support. Masonite panel, 500x700 mm, with a raised edge which can be used as a guide for sliding the mountboard square. Complete set: mountboard square and support. Tutorial video on Rinaldin's website.		4,40	3 10 20	10% 20% 30%	224
			6,40	3	8%	224S
			10,80	3	8%	224C
	Chrome plated stretcher pliers. 6 cm jaws. Not very resistant. Can break if dropped.		8,50	3 10 20	10% 20% 30%	549
		Black stretcher pliers. 8 cm jaws. Not so nice looking as the chrome plated pliers, but stronger.	3,80	50	40%	549N
	Cardboard box opener for cutting plastic strings of boxes or cutting the paper or plastic package of mouldings.		1,20	5 12 24	20% 30% 40%	2341
	Knife for trimming sealing paper on the back of frames. Blade included. Cuts the paper at about 3 mm from the edge of the frame. Works with FLD or R1 blades (page 42).		3,80	3 10	8% 15%	243
	Rubber mat "Onehundredlines" Used to cover the working table. Roll height: 130 cm.	Roll length 2 metres	39,00			8392
		Roll length 3 metres	56,00			8393
		Roll length 4 metres	74,00			8394
		Roll length 10 metres	150,00			83910
	Grey carpet to cover the working table. Roll height: 200 cm.	Roll length 2 metres	17,50			MQ200
		Roll length 3 metres	25,00			MQ300
		Roll length 4 metres	33,00			MQ400
		Roll length 10 metres	67,00			MQ1000
		Roll length 20 metres	112,00			MQ2000
		Roll length 50 metres	280,00			MQ5000