

These decorative tapes enhance the quality of pictures and give a personal creative touch to frames. They can be used either alone or in combination with gold and silver lines, according to the framer's creativity. Some are also suitable for decorating the bevelled edges of mountboards.



Adhesive tape

Used to cover a foamboard strip in order to increase the depth of the mountboard (read instructions below). Acid-free tapes. Width 25 mm.

	mt 15	€ 9	25ORO
	mt 50	€ 21	25GJ
	mt 15	€ 9	25ARG
	mt 10	€ 6	21ARG
	mt 15	€ 9	25AV
	mt 15	€ 9	25SD
	mt 15	€ 9	25LG
	mt 50	€ 21	25LGJ
	mt 15	€ 9	25DG
	mt 15	€ 9	25BORD



Metallized adhesive tape

Composed of various bandes of the same colour and width. They can be easily removed within a few minutes. Acid-free, printed on pH neutral paper.

mm 2	Length 12 metres. Composed of 8 bandes of 2 mm of the same colour (total 96 mt). Price per roll: € 9
mm 2	
mm 2	
mm 2	
mm 2	
mm 2	
mm 2	
mm 2	
	Glossy Gold Code 2GB
	Wave Gold 2GC
	Matt Silver 2SM
	Antique Silver 2ARG
	Black 2BL
mm 3	Length 12 metres. Composed of 6 bandes of 3 mm of the same colour (total 72 mt). Price per roll: € 9
mm 3	
mm 3	
mm 3	
mm 3	
mm 3	
	Glossy Gold Code 3GB
	Matt Gold 3GM
	Wave Gold 3GC
	Antique Silver 3SA
mm 5	Length 12 metres. Composed of 4 bandes of 5 mm of the same colour (total 48 mtrs). Price per roll: € 8
mm 5	
mm 5	
mm 5	
	Glossy Gold Code 5GB
	Matt Gold 5GM
	Wave Gold 5GC
	Antique Silver 5SA
mm 8	Length 12 metres. Composed of 2 bandes of 8 mm of the same colour (total 24 mtrs). Price per roll: € 7
mm 8	
mm 8	
mm 8	
	Wave Gold Code 8GC
	Antique Gold 8GV



Series "Venice"
Length 10 mtrs

€ 2,20 per roll
Discount: 10% on 3 sheets same model.

	EL07
	EL16
	EL17
	EL18
	EL20




Series "Gloster Pearl"
Length 12 mtrs - Width 16 mm € 9,50

	16AZZ
	16VERDE
	16MAR

Series "Giuliet"
Length 10 mtrs - Width 16 mm € 2,50

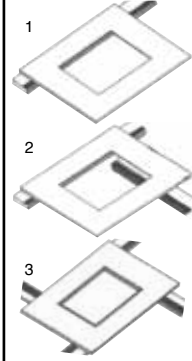
	111J
	112J
	114J

STENCIL FOR GLASS



Used for decorating glass. Lay the stencil on the glass and apply a heavy coat of acid paste. Then wash the glass. Remove the paste after 15 minutes.

€ 1,60 per sheet
Discount: 10% on 3 sheets same model.
Acid paste
ml 30 € 9,30 codeG5PM




How to increase the depth of your mountboard

Your mountboard can easily increase its thickness if you apply a foamboard strip below, previously covered with an adhesive tape.

- Cut at 45° the foamboard strips (or buy them already cut, see on the right).
- Apply the decorative tape (15 mm wide preferably) on the bevelled part.
- Use a bi-adhesive tape to temporarily fix the strip.
- Apply another strip on the attached side.
- Take off the temporarily bi-adhesive tape.
- Proceed with the other sides.
- Trim away the excess length.


Foamboard strips, ready-to-use:
• Length 100 cm • Width 8 cm
• Thickness 5 mm • Acid-free
• Cut at 60° on both sides
• Guide line



Sponge rubber spatula

Used to create particular effects on matboards.

- Cover the area to decorate with a masking tape (page 13).
- Trace the guide lines.
- Cut the masking tape with a cutter following the guide lines.
- Take off the strip of masking tape, leaving free the area to decorate.
- Apply the powder pigment (page 74) with the sponge rubber spatula.



Decorative mouldings

(plain wood)
Length from 1 to 3 mtrs.
Minimum quantity: 10 mtrs per type
Discount: 15% on 20 mtrs
25% on 50 mtrs

ILLUSTRATION	Width	€	Code
	16 mm	2,00	DF42
	11 mm	3,40	DF31
	10 mm	1,90	DF2